

Classification	System and Application FAQ on WinCE PAC				No.	2-025-00	
Author	Tunglu-Yu	Version	1.0.0	Date	2013/5/16	Page	1/3

How to hide the shortcut icons on desktop

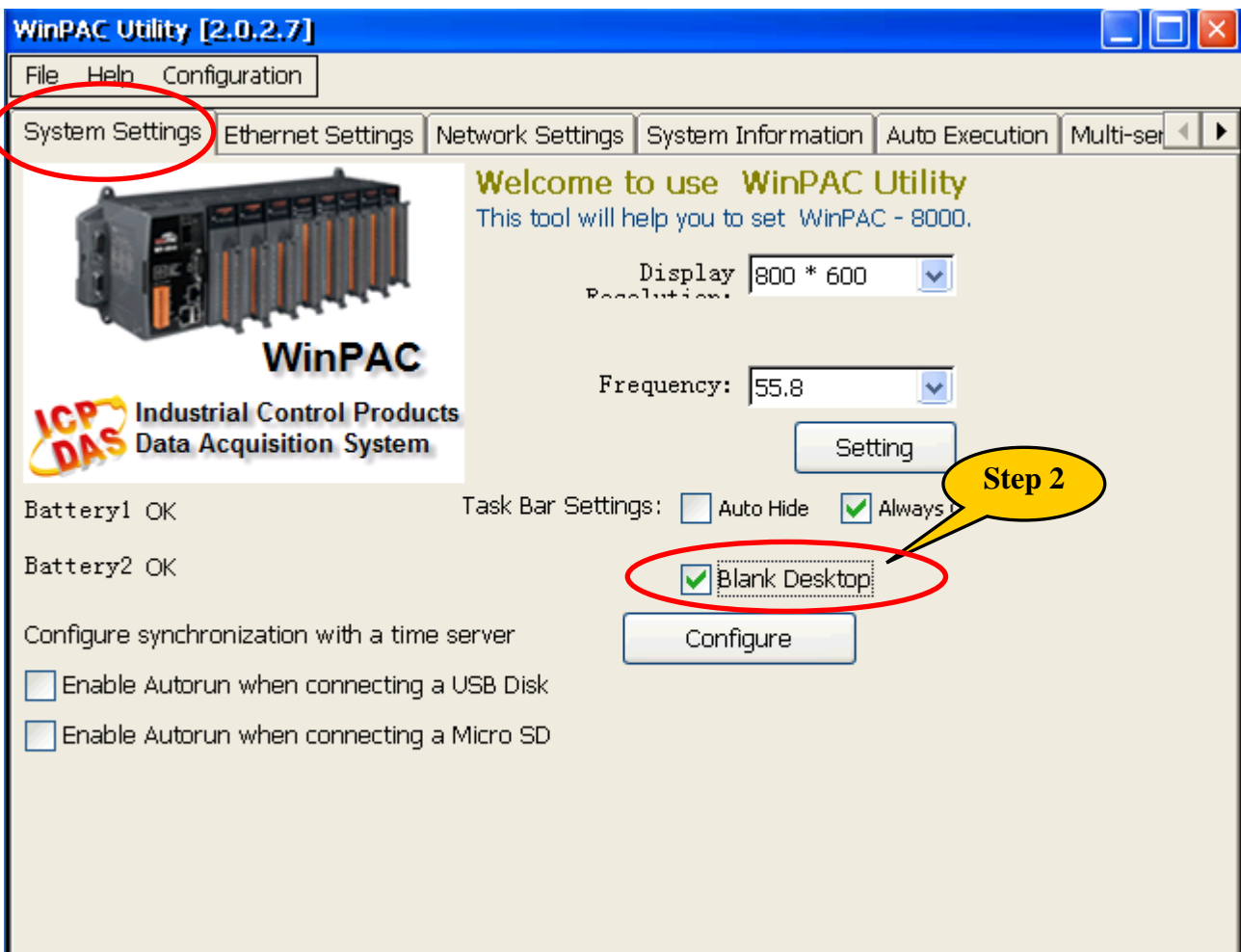
Applies to:

Platform	OS version	WinPAC/ViewPAC utility version
WP-8x4x	V1.6.1.1 and later	V2.0.2.7 and later
WP-8x3x	V1.3.0.1 and later	
WP-5000	V1.1.1.0 and later	
VP-23Wx/ VP-25Wx	V2.2.0.0 and later	
VP-413x	V2.4.1.0 and later	

To hide the shortcut icons on desktop, please use the version 2.0.2.7 or later of WinPAC Utility and follow the steps below:

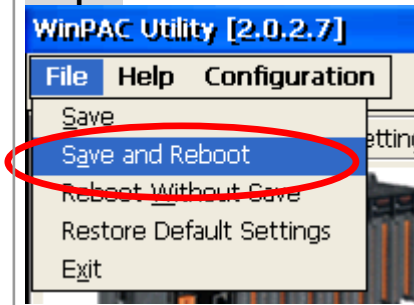
Step 1: Launch WinPAC Utility.

Step 2: Check the Blank Desktop checkbox on the “System Settings” tab.




Classification	System and Application FAQ on WinCE PAC				No.	2-025-00	
Author	Tunglu-Yu	Version	1.0.0	Date	2013/5/16	Page	2/3

Step3: Click "Save and Reboot" from the "File" menu.



After rebooting, the shortcut icons on desktop are hidden.



Classification	System and Application FAQ on WinCE PAC				No.	2-025-00	
Author	Tunglu-Yu	Version	1.0.0	Date	2013/5/16	Page	3/3

Revision History

Revision	Date	Description
1.0.0	2013/05/16	Initial release